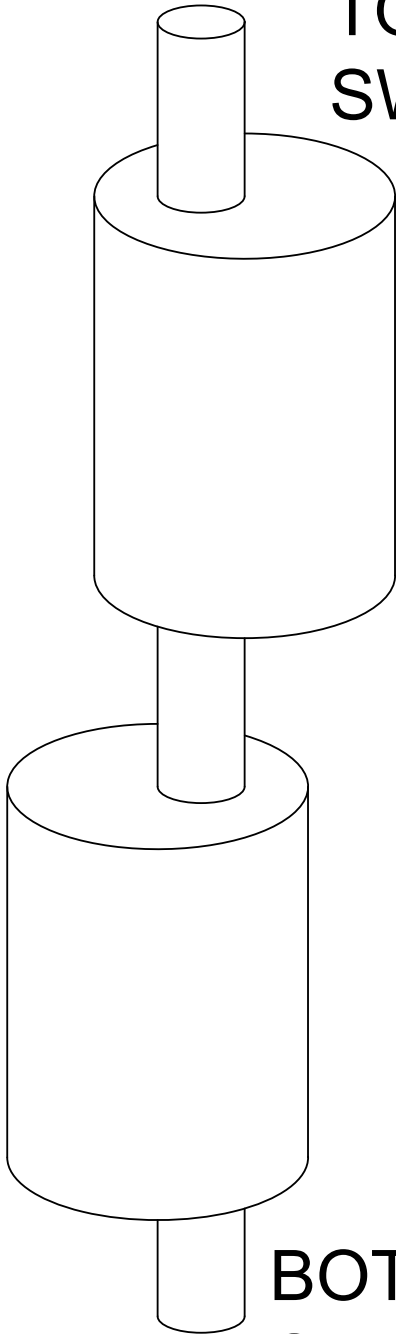
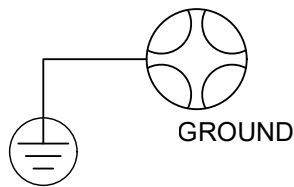
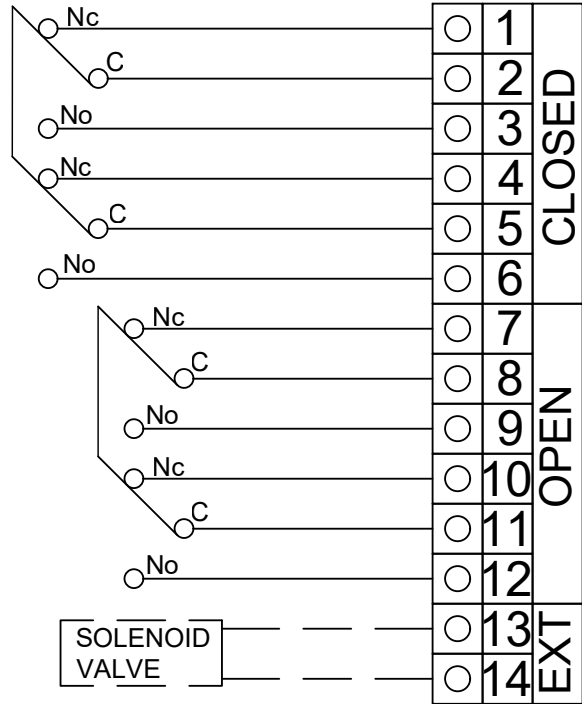


TOP SWITCH



BOTTOM SWITCH



DESCRIPTION
LIMIT SWITCH BOX
WIRING DIAGRAM

NOTICE:
THIS DRAWING INCLUDES THE DESIGN AND PRINCIPLES DISCLOSED AND IS THE SOLE PROPERTY OF UNITORQ AND ITS AFFILIATES. IT SUBMITTED WITH THE UNDERSTANDING THAT IT IS NOT TO BE REPRODUCED, NOR COPIED IN WHOLE OR IN PART, NOR LOANED OR OTHERWISE COMMUNICATED TO ANY THIRD PARTY, NOR USED IN ANY MANNER DETRIMENTAL TO THE INTERESTS OF UNITORQ OR ANY OF ITS AFFILIATES WITHOUT THE EXPRESSED WRITTEN CONSENT OF UNITORQ. ACCEPTANCE OF THIS DRAWING WILL BE CONSTRUED AS AN AGREEMENT TO THE ABOVE.



2150 Boggs Road, Suite 410
DULUTH, GEORGIA U.S.A. 30096
Ph: 770-446-7074
Fax: 770-447-1825
www.unitorq.com



PRODUCT	PART NUMBER	SALES DRAWING NO. 4 SPDT- DPDT MECH.	DWN BY: AKUBE	DATE: 09/21/2017	SCALE: N.T.S.	REV. 0
---------	-------------	---	------------------	---------------------	------------------	-----------